



UNIFORM POLICY

Policy Statement

It is the policy of The Boys' Brigade Australia to define the uniform which shall be worn by all members, including Boys, Officers and Leaders.

The uniform is an important part of the 'BB Method' and as such touches all other aspects of the Method. Its prime purpose is to attract boys to the Brigade, to help them realise and accept their membership of the Movement and what it stands for and to encourage smartness and self-respect.

The Brigade uniform:

- a. offers immediate identification -
 - to the members who enjoy a sense of 'belonging' - to their local company and to a national and international organisation;
 - to the public on occasions when Brigade members are engaged in activities outside of their regular companies program.
- b. complements key aspects of the BB Object -
 - Obedience - through wearing it in accordance with regulations;
 - Discipline - in having to prepare and wear it weekly;
 - Self-respect - through the need to 'dress up' to a standard.
- c. provides a vehicle for the recognition of -
 - achievement - through the wearing of badges gained through Award System;
 - leadership - by the wearing of appropriate insignia.

A further desired outcome: that the uniform will help to bring about a levelling of socio-economic barriers, without becoming a barrier in itself.

The following basic principles were applied when formulating the uniform:

1. Blue shall remain the basic colour.
2. Standard clothing items will be used wherever possible.
3. Accessories will be kept to a minimum to contain costs - to members and to the Brigade itself.
4. Comfort and utility will have high priority.
5. Variations based on climatic extremes will be the prerogative of State Councils, but will be implemented within guidelines laid down by The Boys' Brigade Australian Executive.

Considerations

The Boys' Brigade movement in Australia operates in several distinct modes - Classic/Contemporary, Alternative, Complementary.

The Brigade functions in a wide variety of climatic, cultural and socio-economic communities within Australia. Each local company comprises up to three age-based sections - Anchors, Juniors & Seniors.

Uniform Styles

There are two styles of uniform, apart from group specific uniform for Alternative and Complementary units - Classic and Contemporary. Both styles are 'equal' in every respect. Companies may choose which style they will adopt.

A company may further opt to vary the styles worn between sections.

Notes

Officers carry the responsibility of ensuring that uniform is worn neatly and in accordance with regulations. This includes the wearing of their own uniform because of the example set to the boys.

"Approved" - is defined as an item prescribed under the uniform regulations but which may be obtained from other sources, provided that it satisfies the specifications laid down. Specifications for approved items will be issued as and when necessary by the Central Purchasing Authority of The Boys' Brigade Australia.



UNIFORM REGULATIONS

Classic Style

ANCHORS

- Approved light blue **Polo Shirt**.
- Brigade cloth **Section Crest**, comprising stylised logo with the word 'Anchors' immediately below, worn on the left front of the shirt, centrally between the button section and the sleeve seam, with the bottom of the crest in line with the bottom of the button section.
- Brigade **Armband** for award badges shall be worn on the right arm over the sleeve.
- Combined **Brigade/Company Title** woven tape, sewn centrally along the top edge of the armband.
- Approved navy blue elastic waist **Shorts**.
- Brigade **Socks** - navy blue with two white bands, to be pulled up to just below the knee.
- Black **Shoes** - any type.

JUNIORS

- Navy blue Brigade **Field Service Cap**, worn angled slightly to the right with the with the cross-over flaps to the front. Viewed from the right side, the base of the cap should be horizontal. The crown is tapped down to give a "dipped" effect.
- Brigade **Cloth Cap Badge** is worn on the left side of the cap (flap section), the front of the badge being 50mm from the front of the cap.
- Brigade navy blue long-sleeved **Shirt**, with two button-flap patch pockets and epaulettes.
- Combined **Brigade/Company Title** woven tapes, sewn centrally onto each sleeve, the top edge of the tape being 50mm below the shoulder seam.
- Brigade cloth **Section Crest**, comprising stylised logo with the word 'Juniors' immediately below, worn on the left pocket, centrally and midway between point of the pocket flap and the bottom of the pocket.
- Brigade **Battalion/Group Council Crest** (where applicable), worn on the right pocket, centrally and midway between point of the pocket flap and the bottom of the pocket.
- Brigade **Armband** for award badges shall be worn on the right arm, midway between the shoulder and the elbow.
- A single coloured **Ribbon** band, not more than 20mm wide, may be worn on the right epaulette to denote group membership within the company. The colours used shall be determined by the Company, however, it is recommended that they reflect the colours used in the Juniors Achievement Scheme. Such Ribbons may be worn on company parades and events only - not at Battalion, State or National events.
- An approved white **Lanyard**, worn around the neck, fastened under both epaulettes and, by the button, to the left pocket, may be used to denote Leading Boys or boys on special duty.
- Approved navy blue half elastic waist **Shorts**.
- Brigade **Socks** - navy blue with two white bands, to be pulled up to just below the knee.
- Black **Shoes** - any type.

SENIORS

- Navy blue Brigade **Field Service Cap**, worn angled slightly to the right with the with the cross-over flaps to the front. Viewed from the right side, the base of the cap should be horizontal. The crown is tapped down to give a "dipped" effect.
- Brigade **Metal Cap Badge** is worn on the left side of the cap (flap section), the front of the badge being 50mm from the front of the cap.
- Brigade navy blue long-sleeved **Shirt**, with two button-flap patch pockets and epaulettes.



- Brigade light blue **Tie**, neatly tied with the tip of the tie just reaching the top of the belt buckle. The tie shall pass behind the shoulder belt.
- Combined **Brigade/Company Title** woven tapes, sewn centrally onto each sleeve, the top edge of the tape being 50mm below the shoulder seam.
- Brigade cloth **Section Crest**, comprising stylised logo with the word 'Seniors' immediately below, worn on the left pocket, centrally and midway between point of the pocket flap and the bottom of the pocket.
- Brigade **Battalion/Group Council Crest** (where applicable), worn on the right pocket, centrally and midway between point of the pocket flap and the bottom of the pocket.
- Brigade **Armbands** (right and/or left arm) for award badges shall be worn as prescribed in the Seniors Award System. Where the **Right Armband** is worn the Brigade/Company Title tape will be sewn onto the armband - centrally, with the top edge of the tape 50mm below the top of the armband. The **Left Armband** is worn midway between the shoulder and the elbow.
- **Award Badges and Leadership Braids** are worn as prescribed in the Seniors Award System.
- Brigade white cloth **Shoulder Belt** is worn over the right shoulder under the epaulette and looped around the belt at the left hip passing over the outside of the belt at the front, with the buckle located just above the belt at the front. Sergeants will wear a red shoulder belt instead of the white belt.
- Brigade black leather **Belt**.
- Approved navy blue **Slacks**.
- Short navy **Socks** (Brigade long socks, pulled up to below the knee, may be worn).
- Black **Shoes** - capable of being polished.
- **Rank Insignia** - Non-Commissioned Officer (NCO) rank shall be designated by the relevant Brigade insignia (**Stripes**) worn on each epaulette - the stripes pointing outwards. The insignia will have 1, 2 or 3 stripes to denote the particular rank -

Lance Corporal	- 1 stripe
Corporal	- 2 stripes
Sergeant	- 3 stripes

STAFF SERGEANTS

Staff Sergeants shall wear the same uniform as that of 'Seniors' with the following differences:

- **Rank Insignia** - Staff Sergeant's rank shall be designated by the relevant Brigade insignia (**Stripes**) worn on each epaulette - the stripes pointing inwards.

OPTION: Companies may choose to use a Brigade leather **Shoulder Belt** with gold bosses as part of the Staff Sergeant's uniform. This is worn over the right shoulder and across the body.

OFFICERS

- Brigade **Glengarry** with the appropriate Brigade **Cap Badge** (as illustrated) fixed to the rosette on the left side of the cap.
- Approved white long-sleeved **Shirt**, with two button-flap patch pockets and epaulettes. Female Officers wear an approved white **Blouse**.
- Brigade **Name Badge** shall be worn on the right breast pocket area, opposite and in line with stylised logo.
BADGE DETAILS: apart from the organisation name and logo, the badge will include three lines - Officer's/Leader's name, Brigade rank and/or position, Company name.
- Where earned, a **Miniature Queen's Badge** and/or **Duke of Edinburgh Award Badge** and/or **Officer's Long Service Badge** (Bronze/Silver/Gold) may be worn on the right pocket flap (as illustrated).
- **Rank Insignia** - rank shall be designated by the relevant Brigade insignia (**Slides**) worn on each epaulette:

Captain	- Red embroidered design A
Chaplain, Lieutenant	- Blue embroidered design A
Warrant Officers	- Blue embroidered design B



The Boys' Brigade Australia National Executive Policy Statement

Note: Only currently serving captains may wear the insignia (epaulette slides) applicable to that rank. On relinquishing the position of Captain, the insignia (epaulette slides) of a Lieutenant will be worn.


- On formal parades recognised **Medals and Insignia of National Awards** may be worn as prescribed by the issuing authority.
- Brigade black **Tie**, neatly tied with the tip of the tie just reaching the top of the belt buckle. Female Officers may wear an approved black **Lady's Tie**.
- Brigade **Tie Bar** - to be worn in line with shirt pocket buttons.
- Brigade Black leather **Belt**.
- Black **Shoes** - capable of being polished

MEN - Approved navy blue **Slacks** and short navy **Socks** or approved navy blue **Shorts** with white long **Socks**.


WOMEN - Approved White **Blouse** and navy blue **Skirt, Slacks** or **Culottes**.

CHAPLAINS - shall wear the same uniform as that of an officer, with the addition of a **Gold Cross** on the right pocket flap, centrally and adjacent to the name badge. Alternatively they may wear their usual clerical attire.


LEADERS/HELPERS - Leaders/Helpers who have not undertaken Brigade training will not wear uniform or hold Brigade rank. Dress should be as agreed with the company captain and should be appropriate for the occasion.



Officers Cap Badge



Officers Right Shirt Pocket



Officers Rank Insignia (epaulette slides)

General Note:

On company parade nights, sleeves may be worn rolled to just above the elbow and ties and shoulder belts discarded - at the discretion of the Captain.



Contemporary Style

ANCHORS

- Approved light blue **Polo Shirt**.
- Brigade cloth **Section Crest**, comprising stylised logo with the word 'Anchors' immediately below, worn on the left front of the shirt, centrally between the button section and the sleeve seam, with the bottom of the crest in line with the bottom of the button section.
- Brigade **Armband** for award badges shall be worn on the right arm over the sleeve.
- Combined **Brigade/Company Title** woven tape, sewn centrally along the top edge of the armband.
- Approved navy blue elastic waist **Shorts**.
- Brigade **Socks** - navy blue with two white bands, to be pulled up to just below the knee.
- Black **Shoes** - any type.

JUNIORS

- Approved navy blue baseball-style **Cap** with stylised logo embroidered on the front.
- Approved navy blue **Polo Shirt** with stylised logo embroidered on left breast pocket area.
- Brigade **Section Name** woven tape, with the word 'Juniors', worn centrally and immediately below the shirt logo.
- Brigade **Armband** for award badges shall be worn on the right arm over the sleeve.
- Combined **Brigade/Company Title** woven tape, sewn centrally along the top edge of the armband.
- Approved navy blue elastic waist **Shorts**
- Brigade **Socks** - navy blue with two white bands, to be pulled up to just below the knee.
- Black **Shoes** - any type.
- Brigade **Leading Boy Badge**, worn on the armband, may be used to denote Leading Boys or boys on special duty.

SENIORS

- Approved navy blue baseball-style **Cap** with stylised logo embroidered on the front.
- Approved navy blue **Polo Shirt** with stylised logo embroidered on left breast pocket area.
- Brigade **Section Name** woven tape, with the word 'Seniors', worn centrally and immediately below the shirt logo.
- Brigade **Armbands** (right and/or left arm) for award badges shall be worn as prescribed in the Seniors Award System.
- **Insignia** are worn as prescribed in the Seniors Award System - **Leadership** insignia to be worn on the left armband.
- Combined **Brigade/Company Title** woven tapes, sewn centrally along the top edge of the armbands.
- Brigade black leather **Belt**.
- Either -
 - a. Approved navy blue **Slacks** with short navy **Socks** (Brigade long socks, pulled up to below the knee, may be worn), *or*
 - b. Approved navy blue **Shorts** with belt loops, worn with Brigade **Socks** - navy blue with two white bands, pulled up to just below the knee.
- Black **Shoes** - capable of being polished.
- **Rank Insignia** - Non-Commissioned Officer (NCO) rank shall be designated by the relevant metal Brigade badge, worn on the right armband. The badge will have 1,2 or 3 'V' shaped stripes (pointing downwards) to denote the particular rank -

Lance Corporal	- 1 stripe
Corporal	- 2 stripes
Sergeant	- 3 stripes



STAFF SERGEANTS

Staff Sergeants shall wear the same uniform as that of 'Seniors' with the following difference:

- **Rank Insignia** - Staff Sergeant's rank shall be designated by the relevant metal Brigade badge, with 4 'V' shaped stripes (pointing upwards), worn on the right armband.

OFFICERS

- Approved navy blue baseball-style **Cap** with stylised logo embroidered on the front.
- Approved white **Polo Shirt** with stylised logo embroidered on left breast pocket area.
- Brigade **Name Badge** shall be worn on the right breast pocket area, opposite and in line with stylised logo.
BADGE DETAILS: in addition to the organisation name and logo, the badge will include three lines - Officer's/Leader's name, Brigade rank and/or position, Company name.
- Brigade black leather **Belt**.
- Either -
 - c. Approved navy blue **Slacks** with short navy **Socks** (Brigade long socks, pulled up to below the knee, may be worn), *or*
 - d. Approved navy blue **Shorts** with belt loops, worn with Brigade **Socks** - navy blue with two white bands, pulled up to just below the knee.
- Black **Shoes** - capable of being polished.
- On formal parades recognised **Medals and Insignia of National Awards** may be worn as prescribed by the issuing authority.

WOMEN - Approved navy blue **Skirt, Slacks or Culottes**.

CHAPLAINS - may wear the same uniform as that of an officer or their usual clerical attire.

LEADERS/HELPERS - Leaders/Helpers who have not undertaken Brigade training will not wear full uniform or hold Brigade rank. Dress should be as agreed with the company captain and should be appropriate for the occasion.



COLD WEATHER OPTIONS

BOYS

An approved navy blue fleecy jumper or fleecy cotton top. For members of Companies who usually wear shorts - navy blue tracksuit pants or slacks may be worn on Company nights or casual outings.

OFFICERS AND LEADERS

An approved navy blue jacket . An approved navy blue jumper may be worn on Company nights.

ANCILLARY POSITIONS

DRUM MAJORS

- **Gauntlets** - When leading a band Drum Majors shall wear the full uniform applicable to their rank with the only optional addition of white **Gauntlets** (gloves).

OFFICE-BEARERS AND LIFE MEMBERS

- Australian, State or Battalion Patrons, other Office-Bearers and Life Members or who are not currently serving Company Officers may, when acting in such official Brigade capacity wear the uniform and insignia of an Officer (Lieutenant).

SPECIAL COMPANY UNIFORM

Companies may adopt a special 'company uniform' (usually a unique shirt) for use at special inter-company, Battalion or State events (eg. sporting, competitions), the colours of which should be registered with the Battalion or State Executive. This uniform should only be used on occasions agreed to by the Battalion or State Executive.

Such Company Uniform may not to be used as the regular or standard uniform.

VARIATIONS TO BRIGADE UNIFORM

No alterations, additions or variations of any kind may be made to either the Classic or Contemporary style uniform, except as expressly permitted in these Regulations.



STATE / TERRITORY OPTIONS

The following options shall apply within guidelines laid down by the Australian Executive.

CLASSIC STYLE

A State/Territory controlling body may determine that:

- a Brigade **Field Service Cap** with Brigade **Cloth Cap Badge** (as worn in Juniors) shall be worn by boys in Anchors.
- a light blue **Tie** (as worn in Seniors) shall be worn by boys in Juniors.

A State/Territory controlling body may approve:

- the wearing of a **Belt** by female Officers.
- the wearing of a **Drum Majors Sash** by Drum Majors.
- on the basis of climate, the wearing of **Shorts** by Seniors and Officers at Company, Battalion/Group Council, or State events.
- on the basis of climate, the wearing of a **Short-Sleeved Shirt** by all members at Company, Battalion/Group Council, or State Level.
- Sir William A Smith Awardees may wear a Blue Lanyard as worn as prescribed in the Seniors Award System.

CONTEMPORARY STYLE

A State/Territory controlling body may determine that:

- Approved navy blue baseball-style **Cap** with stylised logo embroidered on the front (as worn in Juniors) shall be worn by boys in Anchors.
- a Brigade **Field Service Cap** with Brigade **Cloth Cap Badge** (as worn in Classic style) shall be worn by boys & officers.

BOTH UNIFORMS STYLES

A State/Territory controlling body may approve:

- the wearing of a **Broad Brimmed Hat** by all members, and determine the options for same.
Note: The Broad Brimmed Hat will include no Brigade insignia or additional hatband of any kind.

Revision progression:

6 April 1995 *Agreed by BBA Executive*

17 May 2001 *Formatting and slight clarification added - wearing of Juniors (then No.1 Section) Ribbons, uniform on Company nights, Company uniforms for casual outings, and deletes S/Sgt pocket crest, Seniors (then No.2 Section) shoulder belt buckle placement and shoulder titles on armbands for Seniors (No.2 Section). Inclusion of Jumper for Cold Weather option for Officers for Company nights. Adopted by BBA Executive*

16 March 2009 *Further explanation of uniform and reasoning for different modes of operation added to introduction - addition of two styles of uniform; Classic & Contemporary and their details and the changing of Section names to Anchors, Juniors & Seniors.*

20 January 2012 *Change to accommodation PFC to Sir William A Smith Award. Other minor changes.*